

Celebrate Seniors!

Please take a few moments to review the following age chart and complete the checklist below so we can review your pet's health together. This will help us uncover any hidden health issues your pet may have.

How old is your pet, really?

age	weight	
	0-20	
1	7	
2	13	
3	20	
4	26	
5	33	
6	40	
7	44	
8	48	
9	52	
10	56	
11	60	
12	64	
13	68	
14	72	
15	76	
16	80	
17	84	
18	88	
19	92	
20	96	
21	100	
22	104	
23	108	
24	112	
25	116	

Feline 

age	weight			
	0-20	20-50	50-90	>90
1	7	7	8	9
2	13	14	16	18
3	20	21	24	26
4	26	27	31	34
5	33	34	38	41
6	40	42	45	49
7	44	47	50	56
8	48	51	55	64
9	52	56	61	71
10	56	60	66	78
11	60	65	72	86
12	64	69	77	93
13	68	74	82	101
14	72	78	88	108
15	76	83	93	115
16	80	87	99	123
17	84	92	104	131
18	88	96	109	139
19	92	101	115	
20	96	105	120	
21	100	109	126	
22	104	113	130	
23	108	117		
24	112	120		
25	116	124		

Canine 






Using the chart on the left, locate and circle the applicable age for your pet.

Name _____

Age _____ years

Weight _____ lb

COLOR KEY

-  adult
-  senior
-  geriatric